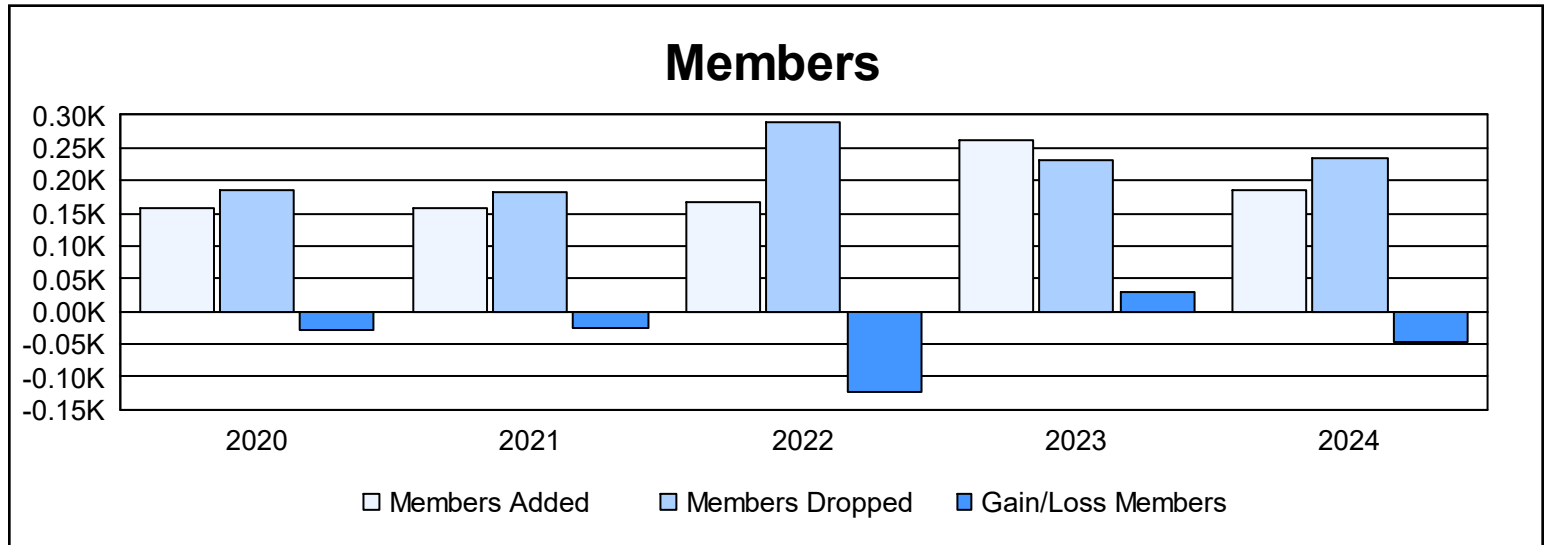
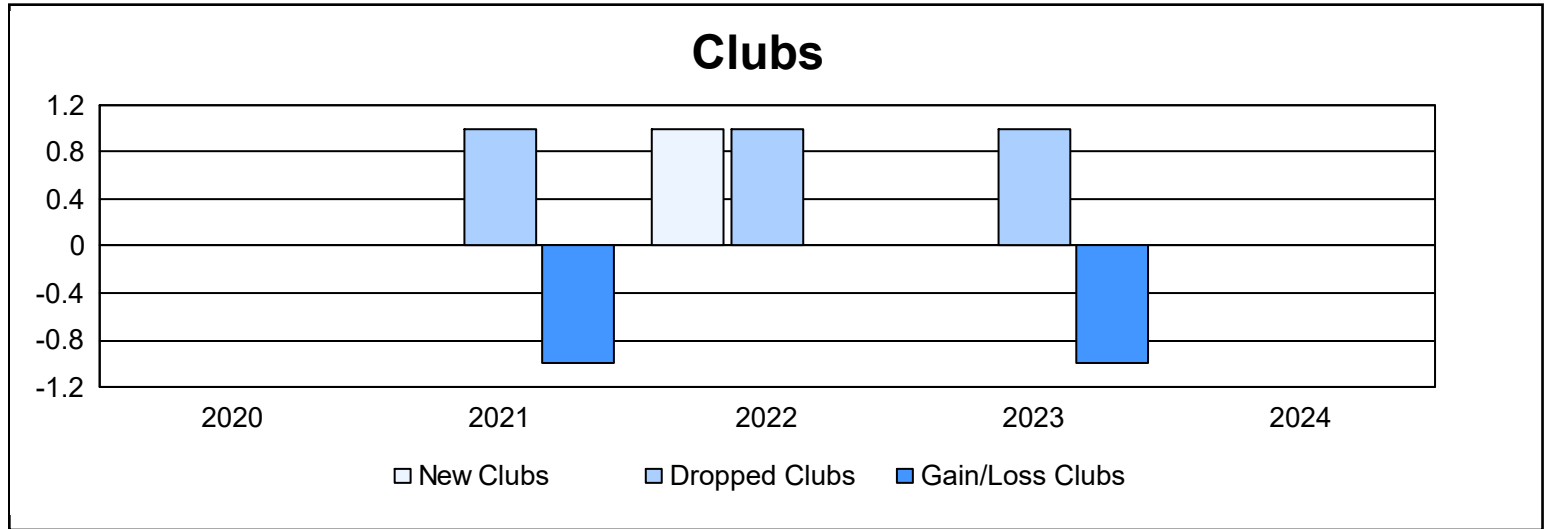
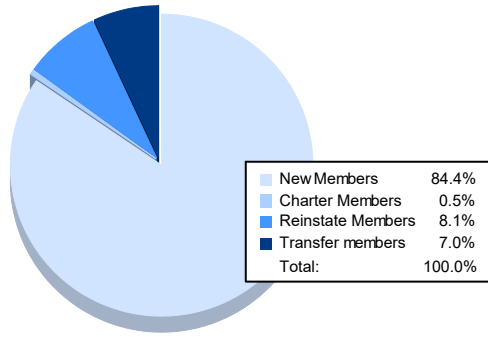


Year	New Clubs	Dropped Clubs	Gain/ Loss Clubs	New Members	Charter Members	Reinstate Members	Transfer Members	Total Member Added	Total Members Dropped	Gain/ Loss Members
2019-2020	0	0	0	149	0	3	7	159	186	-27
2020-2021	0	1	-1	144	1	4	8	157	183	-26
2021-2022	1	1	0	114	24	11	17	166	288	-122
2022-2023	0	1	-1	239	3	7	12	261	230	31
2023-2024	0	0	0	157	1	15	13	186	234	-48
<b>Average</b>	<b>0</b>	<b>1</b>	<b>0</b>	<b>161</b>	<b>6</b>	<b>8</b>	<b>11</b>	<b>186</b>	<b>224</b>	<b>-38</b>



### Membership Composition June 2024 Cumulative



### Gender Composition June 2024 Cumulative

